

Newsletter to Parents

SINGLETON PUBLIC SCHOOL



Enter to Learn

Find us at: 8 Hunter Street, Singleton NSW 2330
Phone: (02) 6571 2250 Fax: (02) 6572 3076

email: singleton-p.school@det.nsw.edu.au
website: www.singleton-p.schools.nsw.edu.au

Week 9 Term 1

QUALITY RESPECT RESPONSIBILITY

26 MARCH 2014

"Akuna Matata – what a wonderful phrase!" And what a fantastic excursion last Wednesday when two coachloads of students, staff and parents travelled to the Capitol Theatre in Sydney to see the production of 'The Lion King'. I was very proud of the behaviour and involvement of all students and I would like to extend my gratitude to the staff and parents that came along to support our students. This was an amazing opportunity for our students as I am sure many of them would not have previously seen a show of this magnitude and professionalism. Special thanks to Mrs Merrick for her organisation, having set the wheels in motion mid-way through last year.

Next week, teachers will be meeting with parents to discuss the progress of students and develop plans for the remainder of 2014. Our school values the input of all parents as teaching children is a joint venture between school and home – only by working together can we maximise the learning opportunities for our students. If you have forgotten to return your interview request sheet please get it in ASAP as some classes will be commencing on Monday 31st.

Congratulations to the many students in Kindergarten that have achieved 25 home readers already this year. It is vitally important that all parents make the time to read with their children, especially the young ones, to ensure good habits and the joy of reading can be fostered. Our school has many fantastic reading resources through our participation in the "Dad's Home Reading" scheme in past years.

I believe that our P&C association is still searching for a suitable volunteer (or volunteers) to act in the capacity of Uniform Shop Coordinator(s). Please contact the school if you are interested in assisting or simply would like a bit of extra information regarding the role. Alternatively you may like to come along to the general P&C meeting that will be held in the school library on Wednesday 2nd April.

Hoping the rain lingers a bit longer in the area!

David Crowe
Principal

Calendar of Events

Wednesday 26 March	Year 3 Deposit due for the Outdoor Education Experience Excursion
Thursday 27 March	Last day for After School Sports for Term 1
Friday 28 March	University of NSW ICAS Tests payment due Zone Cross Country
Monday 31st March	EnviroMentors Workshop Parent / Teacher Interviews - 5RV, 2B, 1A and 6D
Tuesday 1 April	EnviroMentors Workshop Parent / Teacher Interviews - 4A, 1DL, KL, 2Z and 3/4S
Wednesday 2 April	Harmony Day - out of uniform - gold coin donation Military Museum Payments due (covered by Supercover)
Thursday 3 April	Parent / Teacher Interviews - 3P, KS, 3H and 6M
Friday 4 April	Hunter Winter Trials Parent / Teacher Interviews - 1G, KM and 5E
Monday 7 April	Military Museum - Years 4, 1, 6 (covered by Supercover)
Tuesday 8 April	Military Museum - Years 5, 3, 2 (covered by Supercover)
Wednesday 9 April	Military Museum - Kindergarten (covered by Supercover)
Thursday 10 April	Easter Parade under the COLA
Friday 11 April	Canberra Final Payments due Last Day of Term 1
Friday 25 April	ANZAC March (School Holidays)
Monday 28 April	Staff Development Day
Tuesday 29 April	First Day Term 2

This week's assembly will be hosted by 5E at the starting of 12.45pm.



**Education &
Communities**

Zone Soccer Report

On Friday 14th March seven students from our school went to the Zone Soccer Trials at Muswellbrook. Students from all around the Upper Hunter were present on the day and competing for limited spots in the Upper Hunter Team.

From our school the following students attended the trials:

Kye, Cameron, Braedon, Mick, Cambell, Keelie and Sophie.

A big congratulations to all students for your great behaviour on the day.

From these trials our school had three students make it through to the next stage. Congratulations to Mick, Braedon and Keelie who all made it through.

Joel Andrews

Sports Co-ordinator

Boys Education Program

A special invitation was given to fourteen boys from Year 5 and 6 who have kicked off our Boys Education program. The boys first project is to build a "Billy Cart" for the Gresford Billy Cart Derby on the Easter Long Weekend. Our dads have made a special effort to help out the gentlemen with the project. The boys and dads meet every Thursday afternoon to work on their Billy Carts.

Photos removed for internet publishing

Tennis

Congratulations to Ethan who competed at the Hunter Region Tennis Trials in Newcastle. Ethan played extremely well finishing fourth on his card out of seven boys. Ethan qualified through to the quarter finals but came up against some stiff opposition. Ethan is an exciting prospect and has huge ability considering he is only in Year 4. The school is very proud of your efforts.

The Lion King

On Wednesday, 19th March, students from Singleton Public School went down to Sydney to go to the fabulous 'Lion King' at the Capitol Theatre. Children from Year 3 all the way up to Year 6, 20 parents and some lucky teachers went to go see this fabulous performance.

On the bus trip down to Sydney everybody couldn't wait to get there. I didn't know what to expect, all I knew was it was going to be a spectacular performance. I was sitting next to Claire Lamph on the bus trip down she was just as excited as I was. We could not wait to get to the theatre. We stopped at a rest area went to the toilet and had a drink of water. Then we got back on to the road. Once we reached Sydney we stopped at the Botanical Gardens to have lunch. To get to the Botanical Gardens we went over the Sydney Harbour Bridge which was great. After we had eaten our lunch, we headed for the theatre. Yippee!!!

We reached the theatre and entered the door to our seats. Everyone got a fright when you heard a voice but it wasn't the show starting, it was someone saying to turn your mobile phones off. All of a sudden the curtains lifted up. My eyes turned straight to the stage and never ever left it. The colours of the stage settings, the costumes and everything else.

It was such an amazing experience! If you are one of those people who don't like theatre that much I promise you, after you watch it you will. So if you didn't get to go, try and get some tickets, you won't forget it. Well I know I won't forget it ever!

Tess

Cancer Council NSW Nutrition Snippet

The simplest way

...to grow your own mandarins

- Mandarins are a small growing tree to around 3-4m in height + width, perfect for smaller backyards
- They are hardy + easy to grow, great for kids
- Prefer sheltered areas but tolerate windy sites
- Ideal in full sun for maximum fruit production
- Need regular watering when young + when fruit is forming



It's Springtime!

Get into your gardens + start planting fruit, veg + herbs to grow yourself.

If you don't have room for a tree, try planting punnets of vegies into large pots...getting your kids involved will make them happier to eat what they've grown!

For more information visit www.eatittobeatit.com.au or join us at [facebook.com/eatittobeatit](https://www.facebook.com/eatittobeatit)

Eat It To Beat It

Uniform Shop Roster - Week 10 Term 1 2014

Mon 31/3/14 (8.30 - 9.30 am) Carmen-Lee Williams

Fri 4/4/14 (8.30 - 9.30 am) Robyn Skinner

Please contact someone else on the roster if you need to swap your duty.

Canteen Roster - Week 10, Term 1 2014

Mon 31/3/14 Lynda Damstra, Kellie Della-Ca

Tues 1/4/14 Angela Johnston, Janine Justen

Wed 2/4/14 Pam Dicks, Di Cooke

Thurs 3/4/14 Deb Boston, 1 more helper please

Fri 4/4/14 Natalie Moore, Heidi Moore, 1 more helper please

Please advise Nicole Gray if you have any changes to your rostered day.

Information from the DEC

Homework for little kids

Schools develop homework policies with the help of teachers and parents. These are used as a guide and are based on common sense. If you find homework is becoming too much or is too difficult for your child, have a chat with your child's teacher.

Find out more: <http://www.schoolatoz.nsw.edu.au/homework-and-study/homework-tips/homework-for-little-kids>

Helping your child to become a good speller

What do you do when your child is struggling with spelling? Should you let your child use a spell checker, for instance? Here are a few tips and techniques to make spelling easier.

Find out more: <http://www.schoolatoz.nsw.edu.au/homework-and-study/english/english-tips/getting-your-child-used-to-writing>

Credit Card Payment Slip

The school can accept credit card payments (Visa and Mastercard only) over the phone or by mail. Please note, this is not an EFTPOS facility. EFTPOS (Savings or Cheque a/c) can only be paid over the counter.

This facility can be used to pay school contributions, excursions, uniforms or P&C levy etc. The minimum payment is \$20.00. Building Fund and Library Fund cannot be paid by credit card.

Student's Name: Class:

What are you paying for?

Credit Card Type (please tick one) ☐ VISA ☐ Mastercard Amount paying \$.....

Cardholder Name (as shown on card) Please print in capitals

.....

Credit Card Number _ _ _ _ _ _ _ _ _ _ _ _ _ _ _ _

Expiry Date _ _ / _ _

CSV _ _ _ (last three digits on back of card)

Signature of Cardholder

After School Sports

A reminder that this Thursday, 27th March is the **last day for After School Sports for Term 1, 2014.**

ANZAC Day March

Marchers from Kindergarten to Year 6 are invited to participate in the ANZAC Day March to be conducted on Friday, 25th April down the main street of Singleton. This is a great tradition in which we can demonstrate our pride and respect to an important sector of our community. Students will need to be in full school uniform. Staff will be on-site to organise and march with our students.

All students are to meet at the Bailey's Union Park, John Street at 10.15 am and be ready to march at 10.30 am. The march will conclude at the Civic Centre where the official Anzac Service will be held on "The Civic Green" at 11.00 am. Students can be collected after they have marched and before the Service commences. It will be up to parents if they wish their child to participate in the service.

When: Friday 25th April.

Where: All students (K-6) meet at Bailey's Union Park, John Street.

Wearing: Full school uniform

Time: Arrive at by 10.15 am ready to march at 10.30 am

Parent/Teacher Interviews

Parent/teacher interview notes have been sent home with students. Below is a copy of the timetable. Please return your note to you child's teacher by Wednesday 26th March. If you do not have a copy of the note you can find one on the school's website. All interviews will be conducted in the school library. Please note 2P interviews will be held on Mrs Price's return from leave.

Monday 31 March	Tuesday 1 April	Harmony Day	Thursday 3 April	Friday 4 April
5RV – Mr Russell & Mrs Van der Wel	4A – Mr Andrews		3P – Miss Parker	1G – Mrs Grainger
2B – Mrs Black	1DL – Mrs Dibley & Mrs Leighton		KS – Mrs Scoles	KM – Miss Moon
1A – Mrs Alaban	KL – Mrs Lauenders		3H – Mrs Hackett	5E – Miss Edgar
6D – Mrs Dibben	2Z – Ms Zeidler		6M – Mrs Merrick	
	3/4S – Miss Sullivan			

Please note Mrs Price (2P) is on leave and will conduct interviews on her return.

Timeslots available

8.30 – 9.30	9.30 – 10.30	10.30 – 11.30	11.30 – 12.30
12.30 – 1.30	1.30 – 2.30	2.30 – 3.30	3.30 – 4.30

Year 3 Outdoor Experience Excursion

The major excursion for Year 3 in 2014 is a 2-day (over-night) trip to Active Education in Morisset. The excursion is proposed for Monday, 11th August to Tuesday, 12th August. The excursion supports and enhances our study of PD/PE/Health, as well as significantly contributing to the children's social development and self confidence.

To secure a place, students are required to pay a deposit of \$50.00, which must be paid by **12:30pm on Wednesday 26th March**. If no deposit is paid by the due date it will be assumed that your child will not be attending.

Lost Property

The school has a lost property box located in the area outside of the Uniform Shop. If your child has lost any belongings such as jumpers, jackets, etc please check this box as there is a large amount of items in there.

Harmony Day Celebration 2014

On Wednesday, 2nd April the school will be celebrating Harmony Day. For a gold coin donation that will go to the Red Cross, students may wear either traditional dress from another country or an orange or red top. Children will participate in activities throughout the day. For more information see the advert later in this newsletter.

Uniform Shop

Just a reminder that Uniform Shop now has a shortage of most sizes in the polo shirts. The P&C apologises for the inconvenience and will inform you via the newsletter when the uniform shop have received more. It should be at the end of Term 1 or start of Term 2.

Canteen News

All Aroona drinks have been discontinued. As a replacement the canteen have a lemon flavoured "Quench" which is available for \$1.80. At this point we are having trouble finding gluten free pies as Patties have discontinued there gluten free range. The gluten free nuggets are still available. We will advise when more gluten free products come available.

Military Museum

The students of Singleton Public School will be visiting the Military Museum at the Singleton Army Camp on Monday, 7 April, Tuesday, 8 April and Wednesday, 9 April. This is the last week of Term 1.

The cost of the excursion is \$6.00 per student, unless you have already paid Supercover. Children need to wear school uniform. Please return the permission note and money **by 12.30 pm on Wednesday, 2nd April** in readiness for this excursion.

GRADES WILL LEAVE SCHOOL AT:

Monday, 7/4/13	-	9.15 am	-	Year 4
	-	11.00 am	-	Year 1
	-	12.40 pm	-	Year 6
Tuesday, 8/4/13	-	9.15 am	-	Year 5
	-	11.00 am	-	Year 3
	-	12.40 pm	-	Year 2
Wednesday, 9/4/13	-	9.15 am	-	Kindergarten

Support Unit students will be travelling with their appropriate grade.

Each grade looks at, and learns about, different aspects of army history with an interactive component. Children do not repeat the same sessions seen in previous years. All students will be accompanied by their class teachers.

If you have paid Supercover there is no need to return the permission note or to make payment. This excursion is covered by Supercover.

Positive Behaviour for Learning – PBL

Speaking in a friendly, polite manner and respectful interaction with visitors!

Many adults are aware that first impressions are very important and quite often what we say when we meet new people can often influence their views of us. For many children the subtleties of communication can be difficult to understand especially such things as facial expressions, body language and tone.

As parents and adults we need to model appropriate behaviours for our children. It is amazing listening to our youngest students play schools ...so many times common phrases used by teachers are readily replicated during play sessions. Our youngsters are sponges, absorbing the phrases and manners which we model each and every day.

Encourage your children to speak clearly when interacting with people and to look at them so that people can see their lips. It is amazing how many cues people pick up by watching the lips of people speaking.

Canberra Excursion

The Year 6 Canberra excursion is fast approaching. Full payment is required at the office by **Friday 11 April** (last day of Term 1). Please contact the office if you have any queries regarding payments. Instalments can still be made up until the 11 April.

Zone Cross Country

Good luck to the participants competing in the Zone Cross Country on Friday.

Easter Hat Parade and Raffle

On Thursday, 10 April the school will be having an Easter Hat Parade under the COLA. Parents and students are welcome to create their own hats or some classes may even make their own. More information will be included in newsletters in the coming weeks.



The Enrichment Class program at Singleton High School is a Stage 4 program.

This class is designed to provide a unique opportunity for Gifted and Talented Students to achieve their potential in an environment where acceleration and working at an individual pace is encouraged and nurtured.

A timeline for the selection process in 2014 is outlined below:

Event	Date	Venue
GATS Team visits to primary schools	Early Term 2	Various
Parent Information Evening	8 th of May	MPC 5.30pm
Applications Open	9 th of May	Application form and fee to be submitted at SHS Reception Desk
Applications Close	23 th of May	Applications must be submitted by 3.30pm
Examination	3rd of June	Singleton Youth Venue Pitt St, Singleton at 10am
Interview	17 th -19 th of June	Singleton Youth Venue Pitt St, Singleton
Notification of Outcome	Week1, Term 3	Delivered via email

If you have any further questions or need clarification on any issue please do not hesitate to contact Leanne Mullen at Singleton High School on 65 711199 or by email at leanne.mullen@det.nsw.edu.au.

Age Champions Cross Country

Congratulations to the Cross Country age champions who received their medallions at the assembly on Friday:

8/9 Year

Lucy Brock

10 Year

Lexie Ryan

11 Year

Jules Campbell

12/13 Year

Tess Will

The champion house was Lawson. The House Captains Tess and Will received the champion house shield.

Photos removed for internet publishing.

Lion King Excursion

Photos removed for internet publishing.



Singleton Roosters Australian Football Club (AFL)

Rose Point Park, Singleton
2014 Season

Registrations are still being taken for the 2014 season in ALL grades - Rose Point Park, Thursdays from 4:30

Training for ALL teams, except AUSKICK, take place on Thursdays from 4:30

NAB Auskick - Commencing Thursday 3rd April
An introductory program aimed at 5 to 9 year old' helping them to develop the skills and game play. Auskick operates on a Thursday afternoon from 5pm to 6pm

Youth Grade Teams - Under 9, Under 11, Under13, Under15, Under 17 - Teams train on a Thursday night from 4:30. Games are played on Sundays with most grades playing at the same venue.

Youth Girls - this season sees the launch of a Girls only competition, open to girls aged 12 to 15 Years. Girls will play a reduced season of 10 weeks, with modified rules and a girls only playing strip. Girls will play on Sundays.

For further information please contact - Jason 0448748331



Help us to celebrate

Harmony Day

by dressing in a traditional dress
from another country, the colour
orange or red.

A gold coin donation will be collected to raise
money for the Red Cross who help people and
communities worldwide!

**Wednesday 2nd of April
2014**

FREE MOVIE & FREE FOOD!!!

ARE YOU AGED 13 - 15 YEARS?

Do you help look after a Family Member or Friend
who has a disability, mental illness or chronic condition?

Then...Chill Out at the Movies

"Captain America: The Winter Soldier"

Meet New Friends

Enjoy Hot Finger Food

Feel Supported

Gather Information



WHERE: Event Cinemas, Stockland Drive,
Stockland Super Centre, Glendale

WHEN: Saturday 5th April 2014

TIME: 12.00pm in Foyer for Lunch

COST: FREE!! - Includes Movie & Hot Finger Food

RSVP: ESSENTIAL - Monday 31st March 2014

Email: Educare-Admin@hnehealth.nsw.gov.au

Ph: 4921 4895 or Text: 0407 938 572



Congratulations to our assembly award winners for Term 1 Week 8, 2014

CLASS AWARD RECIPIENTS K - 6

Assembly Awards

KL	Jacob Miley	KM	Jazz Stirling
KS	Campbell Polly	1A	Josh Chelsea
1G	Lachlan Chloe	1DL	Lachie Bailey
2B	Jesse Emma	2P	Jeremy Ruby
2Z	Hugh Louis	3H	Max Portia Oliver
3P	Faith Samuel Teighan	3/4S	Samantha Holly Baylan
4A	Adrian Ruby Jenna	5E	Evan Erin Bryce
5RV	John Harry Chloe	6D	Konnor Lachlan Anthony
6M	Keelie Claire Callum	Support Unit	Ashton Noah Jett

Singleton Stars

Early Stage 1 Alisha

Stage 1 Brianna

Stage 2 Troy

Stage 3 Kye

Super Citizens

KM Ashton

3P Georgia

1DL Lachie

5E Ivy

2P Kaitlin

6M Chelsea

Class work from 4A

Aunt Sponge Cake

Ingredients

- 12 cups of self raising flour
- 2 eggs
- 1/2 cup of sugar
- 500 grams of butter
- 2 slugs
- 1/2 cup of shaving cream
- 3/4 cups of tomato sauce
- 3/4 cups of a cup of milk
- 1/2 more sugar the bowl is big enough for the mixture

Equipment

- 1 big bowl
- 1 spatula
- 1 deep baking tray
- 1 small bowl

Steps


1. Pour the flour into the bowl.
2. Crack the eggs into the bowl.
3. Pour the milk in the bowl.
4. Put the sugar in the bowl.
5. Mix it for five minutes.
6. Turn the oven onto 150°C.
7. Melt the butter in the microwave for five minutes.
8. Put the butter in the bowl.
9. Mix it until it is smooth.
10. Put two slugs in the bowl.
11. Pour the shaving cream in the bowl.
12. Put the mixture in the deep.
13. Put it into the oven for 50 minutes.
14. Add your favourite toppings.

Method | Aunt Spouting cake ingredients

1. Put all of the alive frogs in.
2. Put the frogs in a tin.
3. Put the tomato and BBA sauce in.
4. Put the three grams of syrup in.
5. Put the eggs in.
6. Then put the glue in and mix it for 30 min.
7. Then put it in the fridge for 1 day.
8. Last take it out and put the 4 skulls on the top of the cake.

Ingredients

- 1 litre of tomato sauce
- 2 500 grams of flour
- 3 15 alive frogs
- 4 10 cracked eggs
- 5 1 litre of BBA save
- 6 Put 4 skulls in
- 7 3 grams of Syrup
- 8 and some glue



Aunt Sponge Cake

Ingredients


- 10 live cockroaches
- 1 Muddy Sponge
- 1 of Milk
- 2 spoons of casters sugar
- 2 heaped tea spoons of plain flour
- 1 duck foot
- 500g of spool
- 2 crocodile eggs
- 2 chicken eggs
- 2 Aunt spiker hairs

Steps

1. Crack all eggs into a huge bowl.
2. chop up the sponge.
3. Put it in the bowl.
4. pour the milk in the bowl.
5. chuck in the casters sugar.
6. place in the flour.
7. let the snail gush in.
8. stir until sticky.
9. Drop in the cockroaches one by one.
10. Sprinkle in one Aunt spiker hairs.
11. Now put the duck foot in.
12. Then drop in the other Aunt spiker hairs.
13. Finally put it into a microwave for a hour on high.

Tips

- Beware of the cockroaches
- Squirm alot.
- DANGER Aunt Spiker bites.



Ingredients | Method | Aunt Sponge Cake

Ingredients

- 1/2 cups of caster sugar
- 1 1/2 cups of milk
- 3/4 teaspoons of vanilla essence
- 1/2 cups of chocolate chips
- 1 cup of strawberry jam
- 3/4 cups of squashed tomatoes
- 7/8 cups of red back spide
- 1/2 cups of egg eggs
- 2 kilograms of adult
- 1/2 cups of frogs legs

Method

1. Put into a big bowl your 1/2 cups of frogs legs.
2. Pour your 1 1/2 cups of easter sugar and your 3/4 teaspoons of vanilla essence.
3. Beat fast until.
4. Pour into the same bowl your 1/2 cups of milk your 3/4 cups of squashed tomatoes and your cup of strawberry jam.
5. Once all of this are in, put the bowl into a microwave for 20 to 30 minutes when finished, let it cool for seven minutes.


Tips

- 1) squish the red back spide
- 2) Get fresh home made spide

Filling

- 1) Put into a large bowl your 1/2 cups of coag eyes, your 1/2 cups of red spiders and your 1/2 cups of vanilla essence and beat slowly for 2 minutes.
- 2) Get the cooked bowl with the mixture and the base out and make it the shape of a medium sized circle. Now with the 2 medium sized circles, gently put on the the put the filling on it and quickly put on the other base and you are finished your drawing.

AUNT SPONGE Cake!




Aunt Sponge Cake

Ingredients

- 6 cups of spider web
- 5 drops of shark blood
- 5 cups of soil
- 4 cups of chocolate
- 4 eggs

Method

- Step 1: Preheat oven to 150 degrees and crack the eggs in a big bowl.
- Step 2: Then mix with spoon. While mixing add 6 cups of spider web.
- Step 3: Stop mixing and add 5 drops of blood from a shark also add 7 cups of soil.
- Step 4: Mix with beaters for 2 seconds and then stop also put the mixture in two big tins (cake tins).
- Step 5: Put them in the oven for a min and for decoration crack 2 eggs in the bottom layer of a minst and then place the top layer of cake on top. Next put half a cup of chocolate on top.



Aunt Sponge cake

Ingredients

- 2 spoon of melted butter
- 2 table spoons of self raising flour
- 1 table spoon of caster sugar
- 1 table spoon of icing sugar
- 1 dead pig
- 1 dead frog
- 1 brain
- 1 TNT

Method

- Step 1: Heat oven to 170°C.
- Step 2: Tip 2 spoons of melted butter into a bowl.
- Step 3: Put the rest in it and put a body in.
- Step 4: Put 10 eggs in the bowl dead.
- Step 5: Put the brain in the bowl.
- Step 6: Whisk the ingredients in there.
- Step 7: Put the TNT in the bowl.
- Step 8: Cut the dead pig into equal pieces.
- Step 9: Put 1 spoon of caster sugar in.
- Step 10: Put 3 spoons of self raising flour in.
- Step 11: Tip half of the ingredients into the cake bowl.
- Step 12: Tip the other half into the other cake bowl.
- Step 13: Put both of them in the oven for 10 min.
- Step 14: Put the icing sugar in the middle.

Tips

- Beware of the frog.
- Beware of the ants.
- Beware of the TNT.



Aunt Sponge cake

Ingredients

- 1 mealworm
- 1 bag of flour
- 16 eggs
- 1 liter of fresh ash
- 1 eyeball
- 1 shark tooth
- 2 frogs
- 3 rat tails
- 4 crocodile tongues
- 2 blocks of chocolate
- 1 ant

Method

1. Put the flour and eggs into a bowl and whisk until soft.
2. add two liters of water.
3. cut eye and add.
4. fold until thick.
5. crush mealworm.
6. break shark tooth.
7. mesh shark tooth.
8. Slice frogs and add.
9. Slice rat tails.
10. cut chocolate and melt it.
11. add TNT and cook cake.

cherrys

Sponge cake

By Pania



Ingredients

- 1/2 a cup of slugs
- 1/2 a jar of strawberry jam
- 3/12 a cup of human eyeballs
- 1/2 cup of lead pencils
- 1/2 bits of paper
- 2 pigs ears
- human brain
- 1 cup of human blood
- 1/2 cup of human egg
- 1 human heart
- 1/2 cup of chocolate

Method

- Step 1: Start off by mixing the everything except the slugs and pig ears together.
- Step 2: Mash up the pig ears and the slugs up together.
- Step 3: Put it all in a tray and put it in the oven for 45 minutes.

Tips and Hints

- 1. Make sure nothing is burnt.
- 2. Now you can cut it up and eat it.

Picture of cake

